

CINEMA SUITE



STEREOVISION
PRODUCCIONES

REALTIME SD y HD

CINEMA SUITE

65 PRESETS LOOK

VERSION

3

EDIUS

65 PRESETS LOOK

SUITE CINEMA SUITE CINEMA SUITE CINEMA SUITE



CINEMA SUITE CINEMA SUITE CINEMA SUITE CINEMA



Cinema Suite, is a designation assigned by **STEREOVISION PRODUCTION** for their own creations look presets these are used frequently in EDIUS by the Peruvian producer in the conduct of documentaries and television advertisements in Peru.

This agglomeration Suite 65 presets look beautiful that we serve to give it a unique texture, color and image to our clip in the shape they want in their final video during the process of post-production SD/HD that you make, is: social events, documentaries, video clips, advertisements for television, film, etc., Which is why each preset look **Cinema Suite** has its own characteristic of color texture that will allow us to clearly identify various types of reasons or situations they want for their clip.

All these presets operate in real time with Grass Valley **EDIUS**, that's the big advantage that the main difference from other non-linear editors on the market that use third-party software for this purpose with endless renders for viewing; why was created **Cinema Suite** so that we can enjoy exclusive looks high quality with beautiful textures of color that are currently used in conducting professional video production or broadcast; this Suite was developed entirely by **caminostereo** with the aim of using looks nice for our clips and images above all to enjoy real time with EDIUS... these are: Angel of Heaven, Alpha Negative, American Horse, Apocalipsis, Basic Warm, Basic Warm Max, Basic White Difusion, Berlin, Black And White Crunch, Bleach Bypass, Bronze, Buffalo, Cartoon , Coolish, Color Reversal, Curahee, Daily, Daily Max, Dream Look, Gold Crunch, Ice, Inferno, Infrared, Kaleidoscope SD NSTC, Kaleidoscope SD PAL, Kaleidoscope HD, Lemon, Lord of Miracles, Machu Picchu, Marine, Maracuya, Medium, Mexicali, Mystery, Neo, Night Time, Ochre, Ohio, Oild TV, Oxide, Pastel Low Constrast, Pale Olive, Peruvian, Polar, Purple, Radioactive Hulk, Remember, Sepia Oild, Sepia Red, Silver, Soft Color, Soft Light, Sun, Sunset, Super Night Shot, Tint Strong Blue, Titanium, Titanium Max, Triangle Clon SD NSTC, Triangle Clon SD PAL, Triangle Clon HD, Tropico Wash., TV Distortion, Vivid Colors, Yesterday, all these are creations look presets as part of **caminostereo** parcel of **STEREOVISION PRODUCTION**.

Cinema Suite, gets its highest quality digital video obtained a cameras professional or broadcast system based on 3 CCD or 3 CMOS with a sampling color of 4:2:2

The compatibility of **Cinema Suite** is exclusively for **EDIUS 3.xx** and **EDIUS 4.xx...** their use of these presets look is entirely free for all users of Grass Valley **EDIUS**, so this totally banned its sale as well as the publication on the Internet third that is not authorized by the same author **caminostereo**; any queries please write to **e-mail: caminostereo@mixmail.com**


DEMONSTRATION



ORIGINAL



ANGEL OF HEAVEN



ALPHA NEGATIVE



AMERICAN HORSE




APOCALIPSIS




BASIC WARM



BASIC WARM MAX



BASIC WHITE DIFUSION



BERLIN



BLACK AND WHITE CRUNCH



BLEACH BYPASS



BRONZE



BUFFALO




CARTOON



COOLISH



COLOR REVERSAL



CURAHEE



DAILY



DAILY MAX



DREAM LOOK



GOLD CRUNCH



ICE



INFERNO




INFRARED



KALEIDOSCOPE SD NSTC



KALEIDOSCOPE SD PAL



KALEIDOSCOPE HD



LEMON



LORD OF MIRACLES



MACHUPICCHU



MARINE



MARACUYA



MEDIUM



MEXICALI



MISTERY



NEO



NIGHT TIME



OCHRE



OHIO



OLD TV



OXIDE



PASTEL LOW CONTRAST



PALE OLIVE




PERUVIAN



POLAR



PURPLE



RADIOACTIVE HULK



REMEMBER



SEPIA OILD



SEPIA RED



SILVER



SOFT COLOR



SOFT LIGHT




SUN



SUNSET



SUPER NIGHT SHOT




TINT STRONG BLUE



TITANIUM




TITANIUM MAX



TRIANGLE CLON SD NSTC



TRIANGLE CLON SD PAL



TRIANGLE CLON HD



TROPICO WASH



TV DISTORTION



TRIANGLE CLON HD



YESTERDAY



REQUERIMENTS (SD)

To be able to enjoy **real time** the 65 presets Look (**Cinema Suite 3.0**) need to meet the following minimum requirements in the editing of material (**SD**):

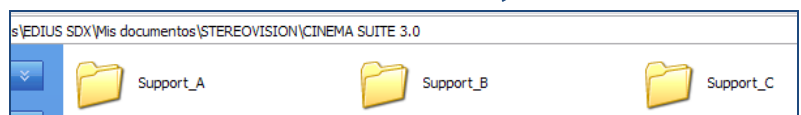
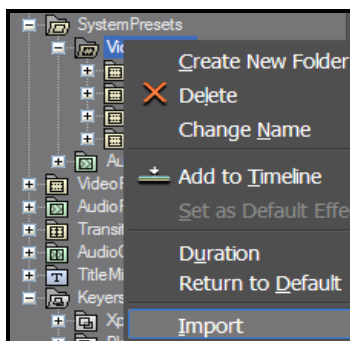
- Pentium (4) 3.0 GHz Hyper-Treading or higher.
- Ram Memory 512 Mb or higher.
- Hard Drive (EIDE or SATA) 7,200 rpm.
- Video Card with 128 Mb internal or higher.
- Having previously installed EDIUS 3.xx or EDIUS 4.xx.

REQUERIMENTS (HD)

To be able to enjoy **real time** the 65 presets Look (**Cinema Suite 3.0**) need to meet the following minimum requirements in the editing of material (**HD**):

- Pentium Xeon 2.8 GHz (Dual Processor) Hyper-Treading, Pentium D 3.2 GHz, 2.8 GHz Core2 Duo or higher.
- Ram Memory 1 GB or higher.
- Hard Drive (EIDE or SATA, SAT II) 7200 rpm or 10000 rpm file system configured in **RAID 0**.
- Video Card with 256 Mb internal or higher.
- Having previously installed EDIUS 3.xx or EDIUS 4.xx.

INSTRUCTIONS

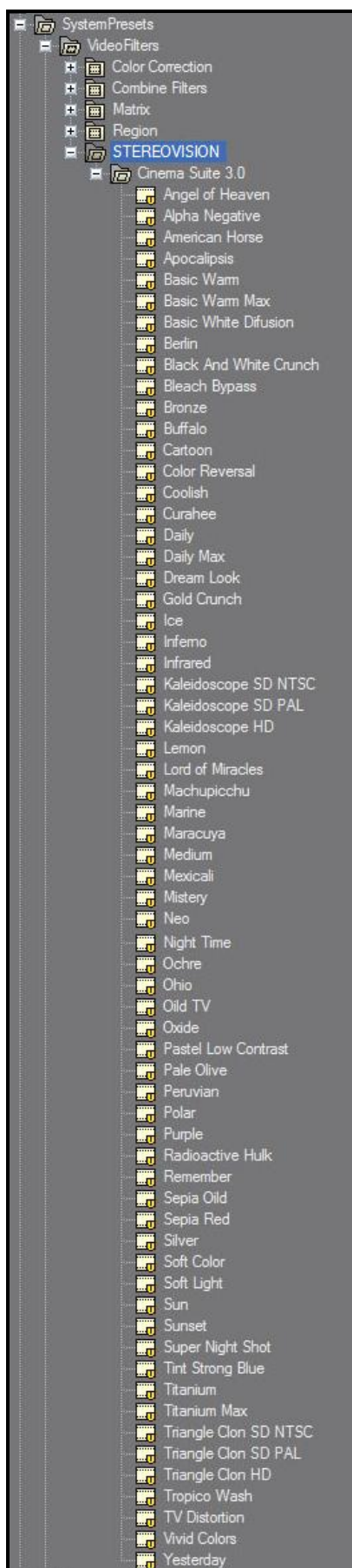


In the **Palette de Effects...** select **Systems Presets/Video Filters/Import...** and care the portfolio presets **"STEREOVISION"** for the version of EDIUS that you/they are using... for they can choose it among the Portfolio: ←

- **Support_A**, is for the versions of EDIUS from "4.51" up to "4.61".
- **Support_B**, is for the versions of EDIUS from "4.02" up to "4.26".
- **Support_C**, they are for all the versions of EDIUS 3.xx

Alone recommendation chooses the corresponding portfolio for its version of EDIUS that you are using they don't choose another portfolio that is not since for its same version the color space it is very different among these versions of EDIUS.

Note: If they still have cared the previous portfolio of goods that I gave them because eliminates it their palette's of goods portfolio presets and insert this new portfolio of goods of now (update 01/06/2008).



CINEMA SUITE 3.0 (01/06/2008)

* It has added 25 new presets look: Angel of Heaven, Apocalipsis, Daily Max, Inferno, Infrared, Kaleidoscope SD NSTC, Kaleidoscope SD PAL, Kaleidoscope HD, Lord of Miracles, Machupicchu, Mistery, Ochre, Oild TV, Oxide, Peruvian, Radioactive Hulk, Sepia Oild, Silver, Sun, Titatium, Titanium Max, Triangle Clon SD NSTC, Triangle Clon SD PAL, Triangle Clon HD, TV Distortion.

* It has procedures to further look presets all of the previous version 2.0 until you reach perfection visual texture, with this new version **Cinema Suite 3.0** in visual quality far superior to the previous version 2.0... with what is now ending the process of tuning it, **example:**



ORIGINAL



CINEMA SUITE 2.0



CINEMA SUITE 3.0

PRESET LOOK "CARTOON"

DIFFERENCE

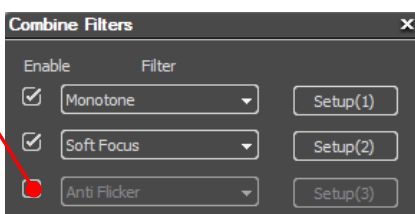
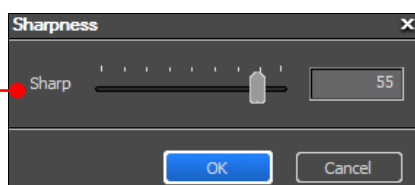
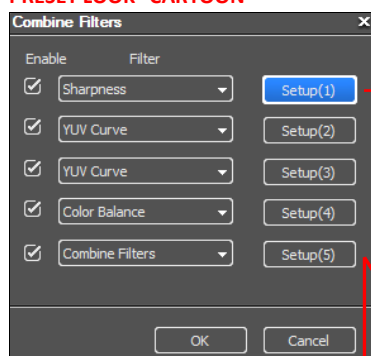
* **Cinema Suite 3.0**, meets all the requirements to be in the range of colors legalization NTSC or PAL that shows us the Vectorscope and Waveform so it simply this new version of **Cinema Suite 3.0** agglomerations presets look with a spectacular quality to be worthy applied to any type of video production is: documentaries, video clips, commercial TV, film, etc... the secret is that this time these 65 new presets were exported directly look at my workplace **STEREOVISION PRODUCTION**, as you may appreciate the difference in the screen shoots now shown in **Cinema Suite 3.0**... which is the version of EDIUS BROADCAST 4.61 installed in my workplace, very differently than I did initially in my house with EDIUS 4.02 shown above in the screen shoots Cinema Suite 2.0

Note: in the calibration of the 65 presets look has not been necessary activation of "safe color" because this time it is an exception which is to generate a unique color and texture rather than correct a color of a clip ... By what has been strictly balanced with "White Balance" in most presets, with the aim to achieve the desired texture and lessen the invasions of color alteration in NSTC or PAL, thus respecting the "limited legalization of colored" shows in the Waveform and Vectorscope... **all are customizable presets.**


1. ABOUT THE LOCATION OF FILTER ON PRESETS LOOK:

Each filter applied within a **Preset Look** this strategically located... even those who are hidden disabled so that we can easily customized according to the characteristic of his clip, for example when you want to study in greater detail the effect on the **Cartoon...** clip for this purpose Sharpness customize the filter and then enable the filter hidden Anti flicker to reduce the flicker of the depth value in excess of 20 (since default).

PRESET LOOK "CARTOON"



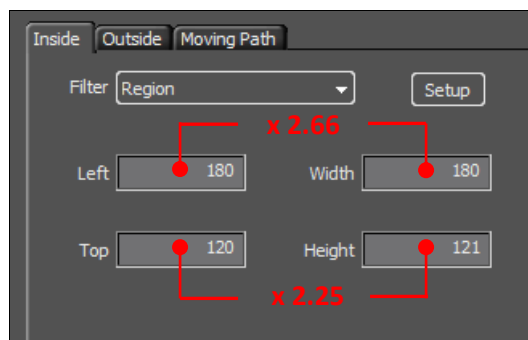
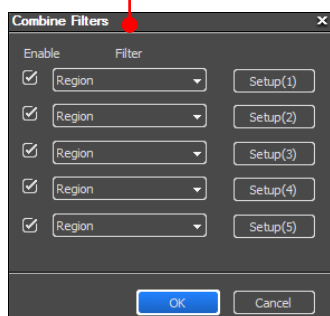
FILTER HIDE STRATEGIST



As this example, is also strategically located hidden in the other filters look presets

2. ABOUT THE PRESETS LOOK "KALEIDOSCOPE":

- **Kaleidoscope SD NSTC**, this preset only look is designed to be applied in projects with EDIUS 720x480 resolution NSTC is 4:3 or 16:9 (Widescreen).
- **Kaleidoscope SD PAL**, this preset only look is designed to be applied in projects with EDIUS PAL 720x576 resolution is 4:3 or 16:9 (Widescreen)..
- **Kaleidoscope HD**, this preset only look is designed to be applied in projects with EDIUS 1440x1080 resolution (HD), when you want to bring this filter for such projects 1920x1080 video (HD) simply do the following: **a)** first applies preset look "**Kaleidoscope SD NSTC**" **b)** then divide these values: $1920 \div 720 = 2.66$ (**Width**), $1080 \div 480 = 2.25$ (**Height**) **c)** taking these values resulting **2.66** and **2.25** multiplied with all the values placed on the 5 pigeonholes filter **Region** preset look "**Kaleidoscope SD NSTC**".

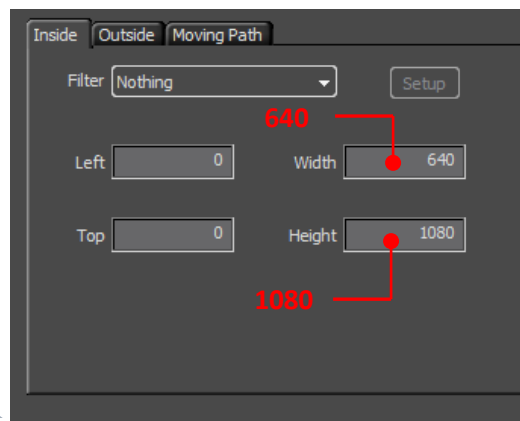
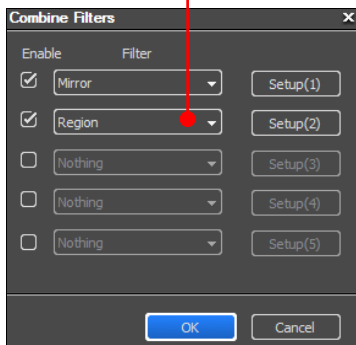


1920 x 1080 (HD)



3. ABOUT THE PRESETS LOOK "TRIANGLE CLON":


- **Triangle Clon SD NSTC**, this preset only look is designed to be applied in projects with EDIUS 720x480 resolution NSTC is 4:3 or 16:9 (Widescreen).
- **Triangle Clon SD PAL**, this preset only look is designed to be applied in projects with EDIUS PAL 720x576 resolution is 4:3 or 16:9 (Widescreen).
- **Triangle Clon HD**, this preset only look is designed to be applied in projects with EDIUS 1440x1080 resolution (HD), when you want to bring this filter for video projects 1280x1080 (HD) for example, simply make this a simple operation implemented the preset look "**Triangle Clon HD**", then only divide: $1280 \div 2 = 640$ (**Width**), $1080 \div 1 = 1080$ (**Height**); finally put these values arising within **Region** filter shown in the chart of this preset look.



1280 x 1080 (HD)



Good Friends! To enjoy real time these beautiful looks... Total Thanks!



camino stereo

EDIUS

